





Cherry Willingham Primary Academy Long Term Planning 2021-2022

Area of Learning	Autumn 1	Autumn 2	Spring 1	Spring 2	Summer 1	Summer 2
Possible Themes/Interests/Lines of Enquiry	Teddy Bears Pete the Cat Autumn Halloween Family	Autumn Halloween Bonfire Night Christmas story Christmas around the world Stick Man Diwali Hanukkah	Winter Arctic Chinese New Year Transport Boat Trip	Pancake Day Easter Farm visit Eggs and incubator	Life cycles – Frog/butterfly/plant/sunflowers Local Area – Local park visit Cherry Fields	Seaside Rockpools Mermaids Pirates
Key Texts	The Colour Monster Pete the Cat The Leaf Thief The Last Leaf The Shape of my Heart Owl Babies Oliver's Vegetables After the Fall	Pumpkin Soup Room on the Broom Binny's Diwali The Best Diwali Ever! Stick Man How to catch a star The Bear and the Starry Night	One Snowy Night We're Going on a Bear Hunt The Train Ride Mr Gumpy's Outing The Journey Home Lost and Found The Way Back Home	Farmer Duck The Little Red Hen The Three Little Pigs Rosie's Walk Sonya's Chickens What the Ladybird Heard The Three Billy Goats Gruff	The Very Hungry Caterpillar Jasper's Beanstalk The Enormous Watermelon Anna Hibiscus' Song Aagh Spider Mad about Minibeasts	What the Ladybird heard on holiday What the Ladybird heard at the seaside. Splash Anna Hibiscus! Sharing a Shell Rainbow Fish Pirate Pete
Nature Study	Wanderlust Nature Study 'Owls, leaves, sticks, pumpkins, hedgehogs, hibernation, stars, winter trees, robins, spiders'		Wanderlust Nature Study 'winter trees, birds, snow and ice,		Wanderlust Nature Study 'shadows, sunshine and storms, wind and clouds	
Communication and Language 	Understand how to listen carefully and why listening is important. Engage in story times , rhymes, and songs. Maintain attention in whole class/groups. Follow 1 step instructions. Understand 'why' questions. Use sentences 4-6 words. Use talk to organise play.	Listen in familiar & new situations. Engage in story times. Maintain attention in new situations. Ask questions to find out more and to check they understand what has been said to them. Follow instructions with 2 parts in a familiar situation. Start a conversation with peers and familiar adults and continue for many turns. Develop social phrases	Listen attentively in a range of situations. Maintain attention during appropriate activity. Engage in non-fiction books. Consider the listener and take turns. Use talk to organise/stand for something else in play. Begin to use past tense. Begin to recount past events.	Understand why listening is important. Maintain attention in different contexts. Use talk to help work out problems and organise thinking and activities explain how things work and why they might happen. Ask questions to find out more and check understanding. Articulate their ideas and thoughts in well-formed sentences. Listen to and talk about selected non-fiction to develop a deep familiarity with new knowledge and vocabulary Begin to connect one idea or action to another using a range of connectives. Describe events in some detail.	Listen and understand instructions while busy with another task. Maintain activity while listening. Understand how, why, where questions. Describe events in some detail. Express ideas about feelings and experiences. Articulate their ideas and thoughts in well-formed sentences. Use language to reason.	Listen and respond with relevant questions, comments, or actions. Attend to others in play. Make comments and clarify thinking with questions. Retell the story once they have developed a deep familiarity with the text; some as exact repetition and some in their own words. Speak in well-formed sentences with some detail. Use new vocabulary in different contexts. Use past, present, and future tenses in conversation with peers and adults. Use conjunctions to extend and articulate their ideas.
	Learn new vocabulary Use new vocabulary through the day		Listen carefully to rhymes and songs, paying attention to how they sound. Learn rhymes, poems, and songs.		Use new vocabulary in different contexts Listen to and talk about stories to build familiarity and understanding.	
Personal, Social and Emotional Development Self-regulation 	Can talk about feelings. Welcome distractions when upset. Increasingly follow rules. Know likes and dislikes. Independently organise belongings in the morning. Manage personal hygiene. Build constructive and respectful relationships.	Beginning to express their feelings and consider the perspectives of others. Begin to take turns and share resources. Independently choose where they would like to play. Continue to build constructive and respectful relationships.	Show pride in achievements. Understand behavioural expectations of the setting. Can explain right from wrong and try to behave accordingly. Manage their own needs. Can identify kindness. Seek others to share activities and experiences.	Can make choices and communicate what they need. Begin to show persistence when faced with challenges. Can keep play going by co-operating, listening, speaking, and explaining. Can reflect on the work of others and self-evaluate their own work.	Beginning to know that children think and respond in different ways to them. Can talk about their own abilities positively. Confident to try new activities Show resilience and perseverance.	Able to identify and moderate own feelings. See themselves as a unique and valued individual. Can seek out a challenge and enjoy the process. Show sensitivity to others' needs and feelings.
Religious Education	Key Question F1: Why am I special? Where do we belong?	Key Question F2: Which people are special and why?	Key question F3: Which stories are special and why?	Key Question F5: How can an object be special?	Key question F4: Which places are special and why?	Key Question F6: What is special about our world?
Physical Development	Revise and refine the fundamental movement skills they have already acquired: rolling; crawling; walking; jumping; running; hopping; skipping; climbing	Ball Skills – Confidently and safely use a range of large and small apparatus indoors and outside, alone and in a group.	Dance – Revise and refine the fundamental movement skills they have already acquired: rolling; crawling; walking; jumping; running; hopping; skipping; climbing	Movement skills – Revise and refine the fundamental movement skills they have already acquired: rolling; crawling; walking; jumping; running; hopping; skipping; climbing	Athletic Activities – Revise and refine the fundamental movement skills they have already acquired: rolling; crawling; walking; jumping; running; hopping; skipping; climbing	Athletic Activities/Racquet skills Combine different movements with ease and fluency. Confidently and safely use a range of large and small apparatus indoors and outside, alone and in a group.

	Confidently and safely use a range of large and small apparatus indoors and outside, alone and in a group. Be increasingly independent as they get dressed and undressed, for example, putting coats on and doing up zips. (3-4)	Develop overall body-strength, balance, co-ordination and agility. Further develop and refine a range of ball skills including: throwing, catching, kicking, passing, batting, and aiming. Develop confidence, competence, precision and accuracy when engaging in activities that involve a ball.	Progress towards a more fluent style of moving, with developing control and grace. Use their core muscle strength to achieve a good posture. Combine different movements with ease and fluency.	Progress towards a more fluent style of moving, with developing control and grace. Use their core muscle strength to achieve a good posture. Combine different movements with ease and fluency.	Progress towards a more fluent style of moving, with developing control and grace. Use their core muscle strength to achieve a good posture. Combine different movements with ease and fluency. Further develop and refine a range of ball skills including: throwing, catching, kicking, passing, batting, and aiming.	Develop overall body-strength, balance, co-ordination and agility. Further develop and refine a range of ball skills including: throwing, catching, kicking, passing, batting, and aiming. Develop confidence, competence, precision and accuracy when engaging in activities that involve a ball.
	Develop the overall body strength, co-ordination, balance, and agility needed to engage successfully with future physical education sessions and other physical disciplines including dance, gymnastics and sport. Develop their small motor skills so that they can use a range of tools competently, safely, and confidently. Suggested tools: pencils for drawing and writing, paintbrushes, scissors, knives, forks, and spoon. Use their core muscle strength to achieve a good posture when sitting at a table or sitting on the floor. Develop overall body-strength, balance, co-ordination, and agility. Detailed fine motor development on 'Physical Development' skills plan.					
Literacy 	Comprehension: Listen and enjoy sharing a range of books. Hold a book correctly, handle with care. Know that a book has a beginning and an end and can hold the book the right way up and turn some pages appropriately. Know that text in English is read top to bottom and left to right. Know the difference between text and illustrations. Recognise some familiar words in print, e.g., own name or advertising logos. Enjoy joining in with rhyme, songs and poems. Explain in simple terms what is happening in a picture in a familiar story. Complete a repeated refrain in a familiar rhyme, story or poem being read aloud.	Comprehension: <i>Experience and respond to different types of books, e.g., story books, factual/real-world books, rhyming and non-rhyming stories, realistic and fantasy stories.</i> Respond to 'who', 'where' 'what' and 'when' questions linked to text and illustrations. <i>Make simple inferences to answer yes/no questions about characters' emotions in a familiar picture book read aloud to them, with prompts.</i> <i>Sequence two events from a familiar story, using puppets, pictures from book or role-play.</i>	Comprehension: Use picture clues to help read a simple text. <i>Make a simple prediction based on the pictures or text of a straightforward story that is read aloud to them.</i> Show understanding of some words and phrases in a story that is read aloud to them. Express a preference for a book, song or rhyme, from a limited selection. Play is influenced by experience of books (small world, role play).	Comprehension: Retell stories in the correct sequence, draw on language patterns of stories. <i>With prompting, show understanding of many common words and phrases in a story that is read aloud to them.</i> <i>Suggest how an unfamiliar story read aloud to them might end.</i> Give a simple opinion on a book they have read, when prompted. Recognise repetition of words or phrases in a short passage of text. Play influenced by experience of books Innovate a well-known story with support.	Comprehension: Correctly sequence a story or event using pictures and/or captions. <i>Make simple, plausible suggestions about what will happen next in a book they are reading.</i> Know the difference between different types of texts (fiction, nonfiction, poetry) <i>Make inferences to answer a question beginning 'Why do you think...?' in a picture book that has been read to them, where answer is clearly signposted.</i> Play influenced by experience of books - gestures and actions used to act out a story, event or rhyme from text or illustrations.	Comprehension: Play influenced by experience of books - act out stories through role play activities, using simple props (e.g. hats, masks, clothes, etc.) and appropriate vocabulary. Innovate a known story. Recall the main points in text in the correct sequence, using own words and include new vocabulary. <i>When prompted, say whether they liked or disliked a book, and give a simple justification or make a relevant comment.</i> <i>With prompting, sometimes show understanding of some less familiar words and phrases in a story that is read aloud to them.</i>
Literacy	Word Reading: Hear general sound discrimination and be able to orally blend and segment.	Word Reading: Read individual letters by saying the sounds for them. Blend sounds into words, so that they can read short words made up of known letter-sound correspondences. Read a few common exception words matched to the school's phonic programme.	Word Reading: Read individual letters by saying the sounds for them. Blend sounds into words, so that they can read short words made up of known letter-sound correspondences. Read a few common exception words matched to the school's phonic programme.	Word Reading: Read some letter groups that each represent one sound and say sounds for them. Read simple phrases and sentences made up of words with known letter-sound correspondences and, where necessary, a few exception words.	Word Reading: Read some letter groups that each represent one sound and say sounds for them. Read simple phrases and sentences made up of words with known letter-sound correspondences and, where necessary, a few exception words.	Word Reading: Read red words from e.g. said, like, have, so. Re-read what they have written to check that it makes sense.
Phonics (end of term)	Re-read books to build up their confidence in word reading, their fluency and their understanding and enjoyment. Read books consistent with their phonic knowledge. Set 1 sounds Group B	Set 1 sounds Group C Ditty Groups	Ditty Group	Red Group	Green group	Green Group Purple Group
Literacy	Emergent writing: Develop listening and speaking skills in a range of contexts. Aware that writing communicates meaning. Give meaning to marks they make. Understand that thoughts can be written down. Write their name copying it from a name card or try to write it from memory. Composition: Use talk to organise describe events and experiences.	Emergent writing: Copies adult writing behaviour e.g. writing on a whiteboard, writing messages. Makes make marks and drawings using increasing control. Know there is a sound/symbol relationship. Use some recognisable letters and own symbols. Write letters and strings, sometimes in clusters like words. Composition: Use talk to link ideas, clarify thinking and feelings.	Emergent writing: Use appropriate letters for initial sounds. Composition: Orally compose a sentence and hold it in memory before attempting to write it.	Emergent writing: Build words using letter sounds in writing. Composition: Orally compose a sentence and hold it in memory before	Emergent writing: Continue to build on knowledge of letter sounds to build words in writing. Use writing in play. Use familiar words in their writing. Composition: Write a simple sentence with a full stop.	Emergent writing: Show awareness of the different audience for writing. Write short sentences with words with known letter-sound correspondences using a capital letter and full stop Composition: Write a simple narrative in short sentences with known letter-

Poetry Basket	<p>Spelling: Orally segment sounds in simple words. Write their name copying it from a name card or try to write it from memory.</p> <p>Handwriting: Know that print carries meaning and in English, is read from left to right and top to bottom. Draws lines and circles.</p>	<p>Understands that thoughts and stories can be written down.</p> <p>Spelling: Orally spell VC and CVC words by identifying the sounds. Write own name.</p> <p>Handwriting: Form letters from their name correctly. Recognise that after a word there is a space.</p>	<p>Spelling: Spell to write VC and CVC words independently using set 1 and some set 2 graphemes.</p> <p>Handwriting: Shows a dominant hand. Write from left to right and top to bottom. Begin to form recognisable letters</p>	<p>attempting to write it and use simple conjunctions.</p> <p>Spelling: Spell to write VC, CVC and CVCC words independently using set 1 and some set 2 graphemes. Spell some irregular common words e.g. the, to, no, go independently.</p> <p>Handwriting: Holds a pencil effectively to form recognisable letters. Know how to form clear ascenders and descenders.</p>	<p>Spelling: Spell words by drawing on knowledge of known grapheme correspondences. Make phonetically plausible attempts when writing more complex unknown words.</p> <p>Handwriting: Form most lower-case letters correctly, starting and finishing in the right place, going the right way round and correctly orientated. Include spaces between words.</p>	<p>sound correspondences using a capital letter and full stop. Write different text forms for different purposes (e.g. lists, stories, instructions. Begin to discuss features of their own writing e.g. what kind of story have they written.</p> <p>Spelling: Spell words by drawing on knowledge of known grapheme correspondences. Make phonetically plausible attempts when writing more complex unknown words e.g. using set 2 CCVCC Spell irregular common words e.g., he, she, we, be, me independently.</p> <p>Handwriting: Use a pencil confidently to write letters that can be clearly recognised and form some capital letters correctly.</p>
	Handwriting N.B. The letters children can form correctly will relate to their name, phonics and other letters which children have been taught to form correctly)					
		<p>My Poetry Basket</p> <ul style="list-style-type: none">Wise Old OwlLeaves are falling	<p>My Poetry Basket</p> <ul style="list-style-type: none">Falling ApplesA basket of apples	<p>My Poetry Basket</p> <ul style="list-style-type: none">Spring WindFurry Furry Squirrel	<p>My Poetry Basket</p> <ul style="list-style-type: none">PancakesHungry Birdies	<p>My Poetry Basket</p> <ul style="list-style-type: none">Pitter PatterFive little owls
Mathematics	<p>Subitise Count objects, actions, and sounds. Explore the composition of numbers to 10</p> <p>Subitising Numbers to 5 (3 weeks) Comparing groups within 5 (2 weeks) Shape (2 weeks) Change within 5 (2 weeks) Number bonds within 5 (1 week) Space (1week)</p>		<p>Explore the composition of numbers to 10 Subitise Automatic recall number bonds 0-10</p> <p>Numbers to 10 (2 weeks) Comparing numbers within 10 (1 week) Addition to 10 (1 week) Measure (Length, height, weight) (2 weeks) Number bonds to 10 (2 weeks) Subtraction (1 week) Exploring patterns (2 weeks)</p>		<p>Explore the composition of numbers beyond 10. Subitise Automatic recall number bonds 0-10</p> <p>Counting on and counting back (2 weeks) Numbers to 20 (1 week) Numerical patterns (3 weeks) Shape (Composing and decomposing shapes) (1 week) Measure (Volume and capacity) (1 week) Sorting (1 week) Time (1 week)</p> <p>Sunflower Challenge</p>	
	All areas of maths will be on going through the year in provision and also use of NCTEM resources.					
Understanding the World	<p>Chronology: <i>Talk about members of their immediate family and the relationship to them.</i> Name and describe people who are familiar to them.</p>	<p>Chronology: use the language of time when talking about past/present events in their own lives and in the lives of others including people they have learnt about through books.</p> <p>Enquiry: Find out about key historical events and why and how we celebrate today? Remembrance Day, Christmas Day, Diwali. Ask questions, use different sources to find answers including books. Comment on images of familiar situations in the past.</p>	<p>Chronology: Visually represent their own day on a simple timeline (correspond with number 7 work, days of the week)</p>	<p>Chronology: Talk about and understand changes in their own lifetime, by creating a personal timeline.</p> <p>Enquiry: Describe images of familiar situations in the past using books such as, ‘When we were giants’, ‘Peepo’, Shirley Hughes stories.</p>	<p>Chronology: Recount an event, orally, pictorial and/or with captions.</p> <p>Enquiry: Talk about key roles people have in society both in the present and past. Name and describe people who are familiar to them within their community e.g., police, fire service, doctors, dentist.</p>	<p>Chronology: Order experiences in relation to themselves and others, including stories.</p> <p>Enquiry: Comment on images of familiar situations in the past. Describe features of objects, people, places at different times and make comparisons. Talk about what is the same and different.</p>
	<p>Respect:</p>	<p>Respect:</p>	<p>Respect:</p>	<p>Respect: Animals and know how to care for an animal/pets</p>	<p>Respect:</p>	<p>Respect:</p>

	<p>Themselves, special things in their own lives.</p> <p>Talk about and describe features of their own family, talk about families in other countries across the world.</p>	<p>Recognise that people have different beliefs and celebrate special times in different ways.</p> <p>Recognise some similarities and differences between life in this country and life in other countries.</p> <p>Look closely at and make comparisons between this country and the lives of people in other countries within the world (homes around the world)</p>	<p>Understand the value of being curious and interested in finding out about people within their own community and in other countries - special places and events or objects – through non-fiction texts, stories, visitors, celebrations.</p>		<p>Understand that some places are special to members of their community.</p>	<p>Understand the value of being curious and interested in finding out about people within their own community and in other countries - special places and events or objects – through non-fiction texts, stories, visitors, celebrations.</p>
	<p>Mapping: Talk about the features of their immediate environment with visual representations e.g., classroom maps, Pete’s story map around school, seating maps, nature area map and read commons signs and logos.</p>	<p>Mapping: Use technology e.g., a BeeBot and begin to show spatial awareness. Use positional language i.e., under, beside, on top of etc.</p>	<p>Mapping: Program a BeeBot or instruct a friend to move along a track or small world setup in a specific direction using terms up, down, side. Identify on a map - Recognise some environments that are different to the one in which they live e.g., Antarctica.</p> <p>Enquiry: Use technology and IT equipment to make observations or find information about different locations and places. Recognise, know, and describe features of different places. Look closely at similarities and differences.</p>	<p>Mapping: Complete a simple BeeBot program using a grid map or carpet squares.</p> <p>Enquiry - comment and ask questions about their immediate environment, other places which are familiar to them, and places they have learnt about e.g., school nature area and the town centre</p>	<p>Mapping: Draw information from a simple map and identify landmarks of our local area walk.</p> <p>Enquiry: Comment and ask questions about the different parts of the local community. E.g., weather, hill, house, farm, church, shop. Use photos and pictures to locate places and place on a simple map. Find out about their local area by talking to people, examining photographs, and visiting local places.</p> <p>Understand the key features of the life cycle of a plant or animal.</p>	<p>Mapping: Create own maps using grid paper and symbols (x marks the spot treasure maps)</p> <p>Enquiry: Recognise, know, and describe features of different places. Look closely at similarities and differences between their immediate environment and different places they have visited, learnt about through books or websites.</p>
	<p>Communication: Comment on what they notice about the environment where they live and understand the effect of the changing seasons on the natural world around them. Describe what they see, hear, and feel outside.</p> <p>Observation: Explore the natural world around them by taking part in weekly forest school inspired ‘Nature School’ sessions and making observations and drawing pictures of animals and plants. Understand the need to respect and care for the natural environment and all living things.</p>					
<p>Expressive Arts and Design</p> 	<p>Refer to Art and Design progression map to facilitate progression through child led interests.</p>					
	<p>Portrait skills – drawing themselves, observational work.</p> <p>Artist study – Andy Goldsworthy – Transient Art</p> <p>Music Express: Who shall I be today? Special People</p> <p>Develop storylines in their pretend play.</p>	<p>Artist study – Patterns (using print) <i>Islamic Art/Rangoli</i></p> <p>Music Express: When snowflakes fall Our Senses World National Nursery Rhyme Week</p> <p>Sing in a group or on their own, increasingly matching the pitch and following the melody.</p>	<p>Artist Study – Sculpture Choucair</p> <p>Music Express: Busy city Let’s go green! Beyond the stars</p> <p>Return to and build on their previous learning, refining ideas and developing their ability to represent them.</p>	<p>Artist Study - Georgia O’Keefe</p> <p>Music Express: Our growing world Amazing African Animals</p> <p>Create collaboratively sharing ideas, resources, and skills.</p>	<p>Artist Study – Van Gogh</p> <p>Music Express: A tale from long ago Do you see dinosaurs? A sky full of colour</p> <p>Listen attentively, move to, and talk about music, expressing their feelings and responses.</p>	<p>Artist Study - collage Alma Thomas</p> <p>Music Express: Fabulous food Under the sea</p> <p>Watch and talk about dance and performance art, expressing their feelings and responses.</p>
	<p>Explore, use, and refine a variety of artistic effects to express their ideas and feelings</p> <p>Explore and engage in music making and dance, performing solo or in groups. Singing – well known nursery rhymes, familiar songs and chants.</p>					